

# VIADBM<sup>TM</sup> PLUS



## ► VIA DBM PLUS<sup>TM</sup>

### DEMINERALIZED BONE MATRIX PUTTY

For surgeons looking for a DBM putty containing bone chips, VIA DBM Plus<sup>TM</sup> delivers with superior handling.<sup>1</sup> Combining demineralized cortical chips (1-4mm) with the proven formulation of VIA DBM Putty<sup>TM</sup>, VIA DBM Plus eliminates the need for cumbersome intra-operative mixing. Utilizing demineralized instead of mineralized cortical chips ensures that the additional graft material does not diminish osteoinductivity.

- Equivalent to iliac crest autograft proven in a preclinical spinal fusion model<sup>2</sup>
- Assured osteoinductivity via validated processing
- Cohesive handling that resists irrigation due to robust biocompatible carrier
- Patient safety assured through terminal sterilization and viral inactivation

### INDICATIONS FOR USE

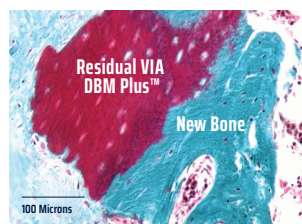
- Indicated for use as a bone void filler for voids or gaps in the extremities and pelvis that are not intrinsic to the stability of the bony structure.
- Indicated for treatment of surgically created osseous defects or osseous defects from traumatic injury to the bone.
- Can be used as follows:
  - Extremities
  - Posterolateral spine
  - Pelvis

## ► ORDERING INFORMATION

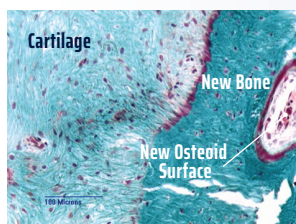
CODE	DESCRIPTION	SIZE
VX-EP3	VIA DBM Plus <sup>TM</sup>	3.0cc
VX-EP5	VIA DBM Plus <sup>TM</sup>	5.0cc
VX-EP10	VIA DBM Plus <sup>TM</sup>	10.0cc



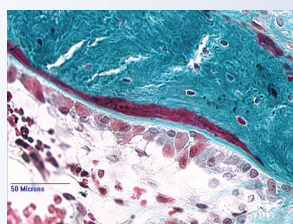
### VIA DBM PLUS HISTOLOGY IN AN ANIMAL MODEL INDICATING ROBUST OSTEOINDUCTIVITY<sup>2</sup>



Adjacent bone formation 12 weeks postoperatively at 10X



Osteoblastic activity at 10X



New osteoid formation at 20X



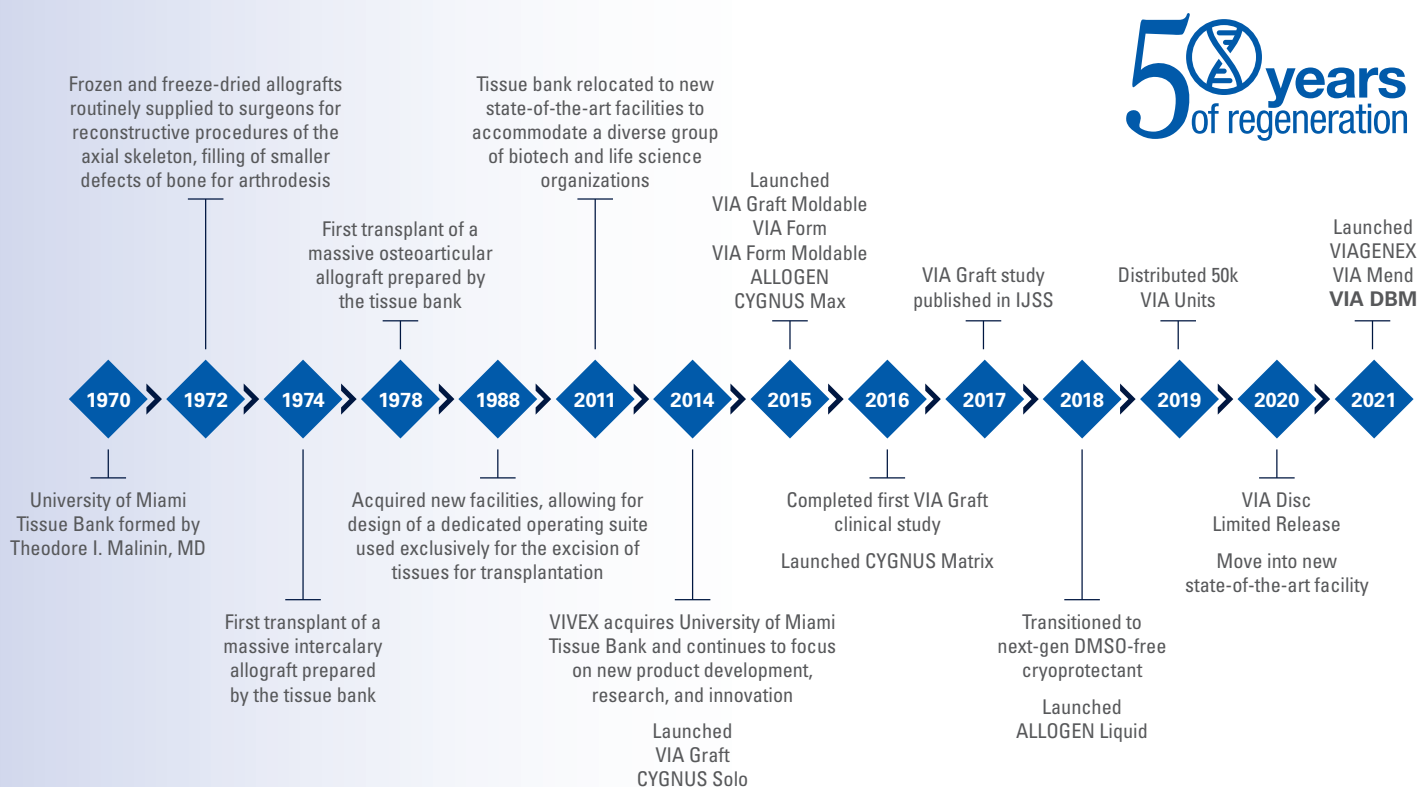
Osteoblastic organization and activity with cellular marrow components present at 20X

# VIADBM™ PLUS



## ► SAFE AND TRUSTED PARTNER

Our portfolio of allografts and other signature VIVEX solutions include viable bone matrices; demineralized bone matrices, such as cortical and cancellous bone in strips, sponges, fibers, and putties; amnion; dermis; and intervertebral disc tissue allografts. During the more than 50 years of safe and effective operations, VIVEX has safely delivered over 2 million allografts with no disease transmission throughout the US and eighteen countries worldwide.



VIVEX Biologics will use reasonable efforts to provide accurate and complete information herein, but this information should not be construed as providing clinical advice, dictating reimbursement policy, or as a substitute for the judgment of a health care provider. It is the health care provider's responsibility to determine the appropriate treatment, codes, charges for services, and use of modifiers for services rendered and to submit coverage or reimbursement-related documentation.

1. Data on file at Xtant Medical.

2. Kiely, P.D. et al., (2014) Evaluation of a new formulation of demineralized bone matrix putty in a rabbit posterolateral spinal fusion model. *The Spine Journal*. September 14(9): 2155-2163



2430 NW 116th Street, Miami, FL 33167  
(888) 684-7783 | [vivex.com](http://vivex.com) | [customercare@vivex.com](mailto:customercare@vivex.com)  
Trademarks ™ and Registered Trademarks ® of 2021 Vivex Biologics, Inc.  
Copyright © 2021 Vivex Biologics, Inc. All rights reserved. VIA DBM Plus is FDA cleared (K150621).  
Manufactured for Vivex Biologics, Inc.

MKG-OFT-16 Rev. 01